尺寸：120*120MM 14P 折页　　材质：100G双胶纸 红色为啤线

MK+ 6

BULLET HUNTER

1STPLAYER MECHANICAL KEYBOARD

USER MANUAL 說明書

• INSTALLATION 安裝

INSTALLATION DRAWING 安裝與技術支持

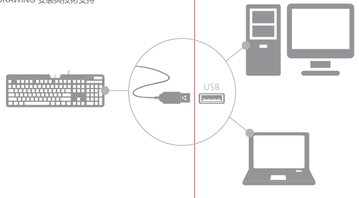

1. CONNECT THE BULLET HUNTER WITH USB PORT
2. BULLET HUNTER WILL RUN THE INSTALLATION AUTOMATICALLY, IT MAY TAKE SEVERAL MINUTES
3. IT'S READY TO USE WHEN SETUP IS FINISHED

1. 將 BULLET HUNTER 機械式鍵盤插入電腦
2. BULLET HUNTER 機械式鍵盤自動安裝
3. 安裝完成即可使用

简体中文

安装/技术支持
1. 将 BULLET HUNTER游戏机械键盘插入计算机
2. BULLET HUNTER自动安装程序
3. 安装完成即可使用

ENGLISH

INSTALLATION
1. CONNECT THE BULLET HUNTER WITH USB PORT
2. BULLET HUNTER WILL RUN THE INSTALLATION AUTOMATICALLY, IT MAY TAKE SEVERAL MINUTES
3. IT'S READY TO USE WHEN SETUP IS FINISHED

ESPANHOL

INSTALAÇÃO/SUPORTE TÉCNICO
1. INSERIR O TECLADO MECÂNICO DOS JOGOS BULLET HUNTER EM COMPUTADOR
2. PROGRAMA DE INSTALAÇÃO AUTOMÁTICA DE BULLET HUNTER
3. PODE USAR LOGO DEPOIS DA INSTALAÇÃO

日本語

インスト/技術サポート
1. BULLET HUNTER のゲーム機械式キーボードをコンピューターに差しふむこと。
2. BULLET HUNTER 自動インストラプロセス
3.インスト完了してから使用できる。

한국어

설치/기술 지원
1. BULLET HUNTER 게임기계식 키보드를 컴퓨터에 삽입
2. BULLET HUNTER 자동 설치 프로그램
3. 설치 완료후 작업 사용 가능

繁體中文

安裝/技術支持
1. 將 BULLET HUNTER 遊戲機械式鍵盤插入電腦
2. BULLET HUNTER 自動安裝程式
3. 安裝完成即可使用

FRANÇAIS

INSTALLATION/SUPPORT TECHNIQUE
1. INSÉRER LE BULLET HUNTER CLAVIER MÉCANIQUE DES JEUX VIDÉO DANS L'ORDINATEUR.
2. PROGRAMME D'AUTO-INSTALLATION DE BULLET HUNTER
3. PRÊT À UTILISER UNE FOIS APRÈS L'INSTALLATION.

DEUTSCH

INSTALLATION
1. BULLET HUNTER-SPIELMASCHINE-MECHANIK-TASTATUR IN DEN COMPUTER STECKEN.
2. BULLET HUNTER AUTOMATISCHE INSTALLATION
3. NACH DER INSTALLATION KANN MAN VERWENDEN

РУССКИЙ

МОНТАЖ / ТЕХНИЧЕСКАЯ ПОДДЕРЖКА
1. ВСТАВЬТЕ MEXAHИЧЕСКУЮ КЛАВИАТУРУ ИГР BULLET HUNTER КОМПЬЮТЕР
2. РЕЦЕПТУРА АВТОМАТИЧЕСКОГО МОНТАЖА BULLET HUNTER
3. ПОСЛЕ ВЫПОЛНЕНИЯ МОНТАЖА И МОЖНО ИСПОЛЬЗОВАТЬ

ESPAÑOL

INSTALACIÓN / APOYO TÉCNICO
1. INSERTAR EL TECLADO MECÁNICO DE JUEGO BULLET HUNTER EN ORDENADOR
2. PROGRAMA DE INSTALACIÓN AUTOMÁTICA
3. PUEDE UTILIZA RDESPUÉS DE INSTALACIÓN

SPECIFICATIONS
TYPE: WIRED KEYBOARD
INTERFACE: USB WITH DRIVE CONTROL
NORMAL KEYS: 104 + 5 EXTRA FUNCTION KEYS
KEYBOARD DIMENSIONS: 439.9X142X38MM
WEIGHT: ≈1KG
SYSTEM REQUIREMENT: WIN2000/XP/VISTA/WIN7/WIN8/WIN10

FEATURES
NEW AND ERGONOMIC DESIGN CONCEPT IS ADOPTED ON BULLET HUNTER MK6 .
FULL N-KEY ROLLOVER FUNCTION WITH LOCK, WITH KEY TO CONTROL LIGHT EFFECTS
5 EXTRA FUNCTION KEYS TO CONTROL THE BRIGHTNESS AND VOLUME
ALUMINIUM COVER
CHROMA RGB LED EFFECTS , WITH 16.8 MILLION CHANGEABLE LED LIGHTS
DOUBLE-COLORED INJECTION KEYCAP OFFERING LONG DURABILITY(US)
HIGH QUALITY MECHANICAL SWITCH WITH CH FUNCTION

產品規格
產品名稱：有線機械式鍵盤
鍵碼介面：USB帶驅動控制
按鍵數：104鍵+5外設按鍵
產品尺寸：439.9X142X38mm
重量：約1KG
系統需求：win2000/XP/VISTA/WIN7/WIN8/WIN10

產品特點
滿足人體工程學原理與新潮的外形設計理念
全鍵無衝，帶N-Key，樣改按鍵
外設物理增光多媒體按鍵
上蓋鋁殼多重工藝精細CNC處理
RGB全彩燈光，可隨動態變化60W色
雙色模鑄帽，避免字元磨損，經久耐用(US)
高品質機械式按鍵開關，帶CH功能

• BULLET HUNTER MECHANICAL KEYBOARD CIY DEMO

BULLET HUNTER 機械式鍵盤插拔示意圖

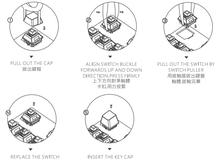

• RGB LED CONTROL DEMO / RGB鍵盤燈光控制說明

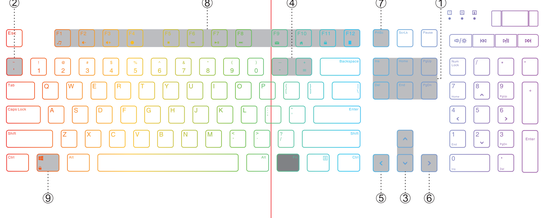

① FN+DELETE: MODE A(WITH 3 LED LIGHT EFFECTS BY PRESSING AGAIN)
FN+INSERT: MODE B(WITH 3 LED LIGHT EFFECTS BY PRESSING AGAIN)
FN+END: MODE C(WITH 3 LED LIGHT EFFECTS BY PRESSING AGAIN)
FN+HOME: MODE D(WITH 3 LED LIGHT EFFECTS BY PRESSING AGAIN)
FN+PGDN: MODE E(WITH 3 LED LIGHT EFFECTS BY PRESSING AGAIN)
FN+PGUP: MODE F(WITH 3 LED LIGHT EFFECTS BY PRESSING AGAIN)

② FN+~: (CUSTOMIZED BACKLIT LED EFFECTS) MODE
A. FN+~: ENTER TO THE MODE OF CUSTOMIZED BACKLIT LED
B. PRESS FN+~: ONCE AGAIN ENTER TO RECORDING MODE WITH THE INDICATOR LIGHT FLASHING. IN THIS MODE, THE BACKLIT LED MODE OF ~ IS THE BASE OF CHANGING BACKLIT LED LIGHT. TO CHANGE COLOR BY FN+←→
C. SAVE AND QUIT BY FN+~

③ FN+↑/FN+↓: BACKLIT BRIGHTNESS ADJUSTMENT

④ FN+→/FN+←: (BACKLIT SPEED ADJUSTMENT)

⑤ FN+←: BACKLIT DIRECTION ADJUSTMENT

⑥ FN+→: BCAKLIT COLOR ADJUSTMENT

⑦ FN+PRTSC: FACTORY DEFAULT

⑧ FN+(F1–F12): MULTI-MEDIA FUNCTION

⑨ FN+WIN: LOCK WIN

① FN+DELETE: 模式A（重按3種變化）
FN+INSERT: 模式B（重按3種變化）
FN+END: 模式C（重按3種變化）
FN+HOME: 模式D（重按3種變化）
FN+PGDN: 模式E（重按3種變化）
FN+PGUP: 模式F（重按3種變化）

② FN+~: （自定義背光）模式
A．FN+~ 進入自定義背光
B．再按壓FN+~ 進入錄製模式，此時指示燈閃爍顯示，在此模式下，一的背光燈為基本，可調色
FN+~的顯示色調色，固定按鍵顯色
C．按FN+~ 保存並退出。

③ FN+↑/FN+↓: 鍵盤亮度調節

④ FN+→/FN+←: 背光燈變速調節

⑤ FN+←: 調節背光方向

⑥ FN+→: 調節背光顏色

⑦ FN+PRTSC: 恢復出廠設置

⑧ FN+(F1–F12): 多媒体功能

⑨ FN+WIN: 鎖定WIN

• 5 EXTRA FUNCTION KEYS INSTRUCTION

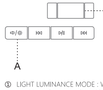

① LIGHT LUMINANCE MODE : WITH THE LIGHT OF A BUTTON ON WHEEL, B CAN ADJUST BRIGHTNESS

② VOLUME MODE : WITH THE LIGHT OF A BUTTON OFF WHEEL, B CAN ADJUST VOLUME

MULTIMEDIA KEY

LAST/STOP & START/NEXT

• 鍵盤外設按鍵操作

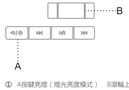

① A按鍵亮燈（燈光亮度模式） B滾軸上下調節亮度

② A按鍵減燈（音量大小模式） B滾軸上下調節音量

多媒體按鍵

上一首/停止開始/下一首

MK+ 6

BULLET HUNTER

WWW.1STPLAYER.COM